




# JP Maths

## Revision



Attempt the paper  
before watching the  
solutions!

[https://www.youtube.com/  
@JPMathsRevision](https://www.youtube.com/@JPMathsRevision)



### FOUNDATION TIER

## Pictograms



### INSTRUCTIONS

- Use **black ink** or ball-point pen.
- **Fill in the boxes** at the top of this page with your name, centre number and candidate number.
- Answer **all** questions.
- Answer the questions in the spaces provided – *there may be more space than you need.*
- You must **show all your working.**
- Diagrams are **NOT** accurately drawn, unless otherwise indicated.
- If your calculator does not have a  $\pi$  button, take the value of  $\pi$  to be 3.142 unless the question instructs otherwise.



### INFORMATION

- The marks for **each** question are shown in brackets– *use this as a guide as to how much time to spend on each question.*



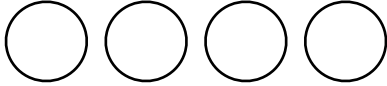
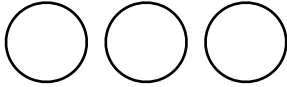
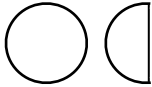
### ADVICE


- Read each question carefully before you start to answer it.
- Keep an eye on the time.
- Try to answer every question.
- Check your answers if you have time at the end.



*You've got this!*

1. The pictogram shows the pets owned by a class of year 5 students.

Dog	
Cat	
Rabbit	
Fish	

Key:

Represents 8 pets

10 fishes were owned by year 7.

(a) Use this information to complete the pictogram.

(2)

In year 6, there were a total of 80 pets.

(b) Which year owned the most pets, year 5 or year 6?

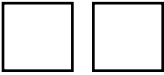


You must show how you get your answer.


.....  
(3)

**(Total for Question 1 is 5 marks)**

---

2. The pictogram shows the number of books read by a four students.

Tom	
Sophie	
Amir	
Jenny	

Key:

Represents 4 books

(a) Amir read more books than Sophie. How many more?

(2)

The total number of books read between them was 32


(b) Use this information to complete the pictogram.

(2)

**(Total for Question 2 is 4 marks)**

---

3. The incomplete pictogram shows information about the amount of fruit sold on Saturday.

Apples	
Bananas	
Oranges	
Melons	

Key:
------

40 apples were sold.

48 bananas were sold

36 oranges were sold

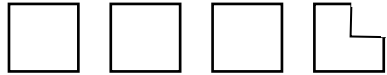
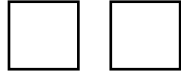

28 melons were sold.

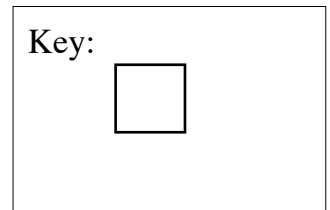
Use this information to complete the pictogram and key.

**(Total for Question 3 is 4 marks)**

---

4. The pictogram shows information about the amount of milk sold in a shop on Monday.

Skimmed	
Semi skimmed	
Whole	
Other	



80 cartons of semi skimmed milk were sold on Monday.

(a) Complete the key

(1)

200 cartons were sold in total.

(b) Use this information to complete the pictogram

(2)

(c) What fraction of the total milk sold on Monday was whole milk?

.....  
(2)

**(Total for Question 4 is 5 marks)**

---