




# JP Maths

## Revision



Attempt the paper  
before watching the  
solutions!

[https://www.youtube.com/  
@JPMathsRevision](https://www.youtube.com/@JPMathsRevision)



FOUNDATION / HIGHER TIER

# SOHCAHTOA



## INSTRUCTIONS

- Use **black ink** or ball-point pen.
- **Fill in the boxes** at the top of this page with your name, centre number and candidate number.
- Answer **all** questions.
- Answer the questions in the spaces provided – *there may be more space than you need.*
- You must **show all your working.**
- Diagrams are **NOT** accurately drawn, unless otherwise indicated.
- If your calculator does not have a  $\pi$  button, take the value of  $\pi$  to be 3.142 unless the question instructs otherwise.



## INFORMATION

- The marks for **each** question are shown in brackets– *use this as a guide as to how much time to spend on each question.*



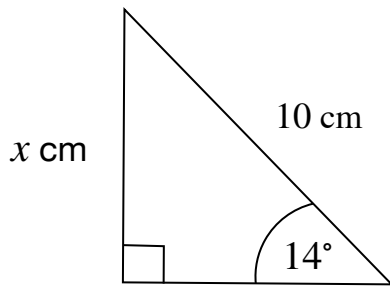
## ADVICE

- Read each question carefully before you start to answer it.
- Keep an eye on the time.
- Try to answer every question.
- Check your answers if you have time at the end.



*You've got this!* ❤️

1. Find the size of the side marked  $x$ .

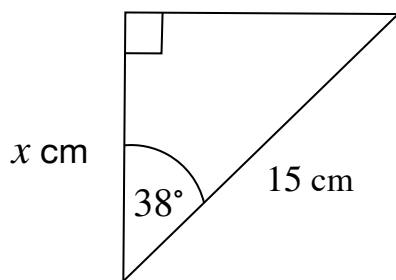


.....  
cm

**(Total for Question 1 is 2 marks)**

---

2. Find the size of the side marked  $x$ .

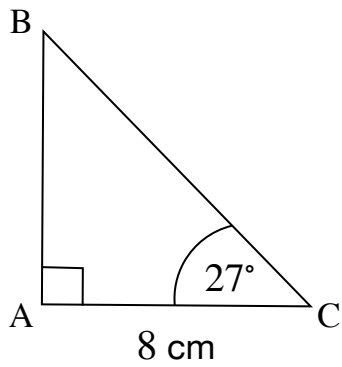


.....  
cm

**(Total for Question 2 is 2 marks)**

---

3. Find the size of the side AB.

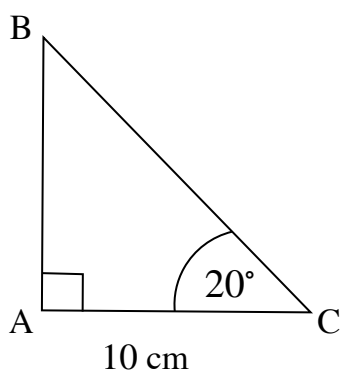


.....  
cm

**(Total for Question 3 is 2 marks)**

---

4. Find the size of the side BC.

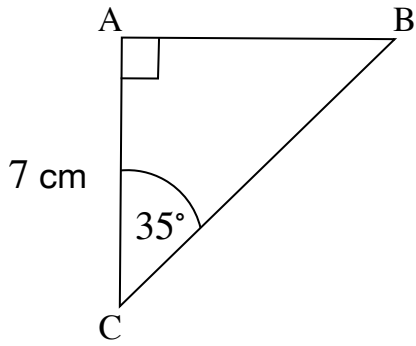


.....  
cm

**(Total for Question 4 is 2 marks)**

---

5. Find the size of the side marked BC.

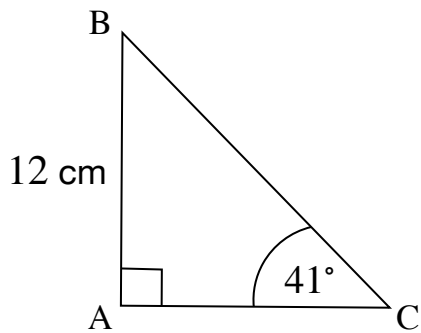


cm

.....  
(Total for Question 5 is 2 marks)

---

6. Find the size of the side AC.

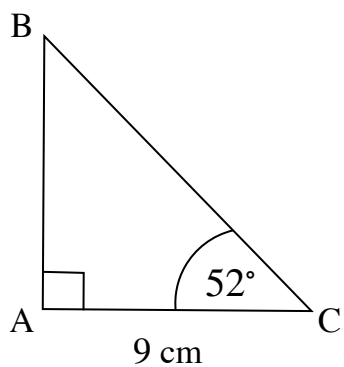


cm

.....  
(Total for Question 6 is 2 marks)

---

7. Find the size of the side BC.

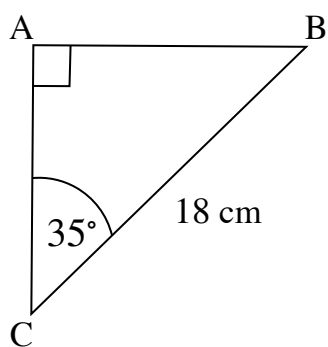


.....  
cm

**(Total for Question 7 is 2 marks)**

---

8. Find the size of the side AB.

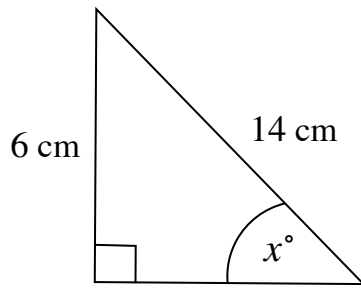


.....  
cm

**(Total for Question 8 is 2 marks)**

---

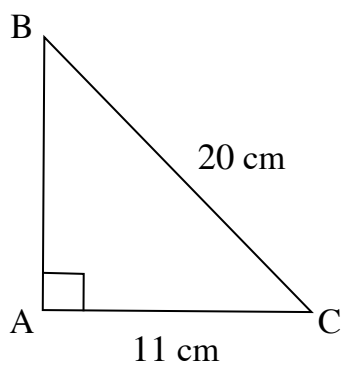
9. In a right angled triangle, find the size of the angle marked  $x^\circ$ .



.....  
(Total for Question 9 is 2 marks)

---

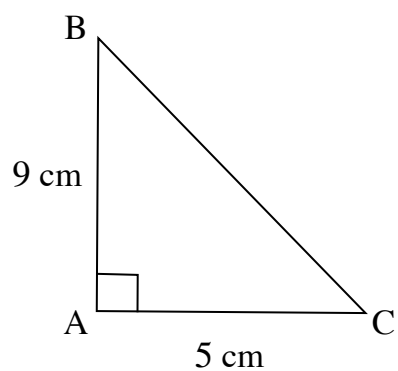
10. In a right angled triangle, find the size of the angle ACB.



.....  
(Total for Question 10 is 2 marks)

---

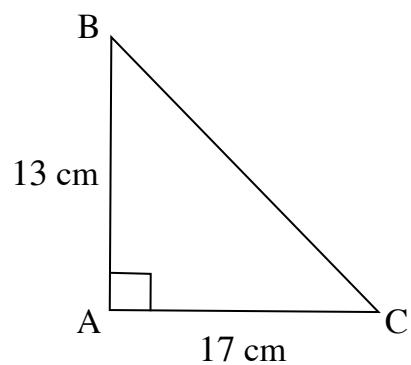
11. In a right angled triangle, find the size of the angle ACB



.....  
(Total for Question 11 is 2 marks)

---

12. In a right angled triangle, find the size of the angle ABC.

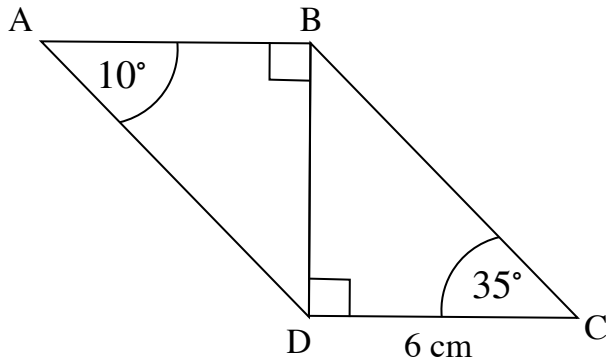


.....  
(Total for Question 12 is 2 marks)

---

13. A shape is made from two right-angled triangles joined together.

Find the total length AD.



.....  
cm

**(Total for Question 13 is 3 marks)**

---

14. A wheelchair ramp is 4.5 m long.

The angle between the ramp and the ground is  $18^\circ$

Calculate the vertical height reached by the ramp.

.....  
m

**(Total for Question 14 is 3 marks)**

---

**15.** A tree casts a shadow 7.8 m long.

The angle between the ground and the line from the tip of the shadow to the top of the tree is  $41^\circ$ .

Calculate the height of the tree.

.....  
m

**(Total for Question 15 is 3 marks)**

---

**16.** A ladder is leaning against a wall.

The ladder is 9 m long.

The angle between the ladder and the ground is  $68^\circ$

A painter climbs to a point that is  $\frac{2}{3}$  of the way up the ladder.

How high above the ground is the painter?

.....  
m

**(Total for Question 16 is 3 marks)**

---

17. A playground slide is 5.8 m long.

The angle between the slide and the ground is  $32^\circ$ .

A child climbs halfway up the slide.

Calculate how high above the ground the child is.

.....  
m

**(Total for Question 17 is 3 marks)**

---

18. A rope is attached to the top of a vertical post.

The rope is 12 m long.

It makes an angle of  $54^\circ$  with the ground.

Calculate the height of the post

.....  
m

**(Total for Question 18 is 3 marks)**

---