



## Foundation / Higher Tier

# Labelling a circle

### Instructions

- Use **black** ink or ball-point pen.
- **Fill in the boxes** at the top of this page with your name, centre number and candidate number.
- Answer **all** questions.
- Answer the questions in the spaces provided – *there may be more space than you need.*
- You must **show all your working.**
- Diagrams are **NOT** accurately drawn, unless otherwise indicated.
- If your calculator does not have a  $\pi$  button, take the value of  $\pi$  to be 3.142 unless the question instructs otherwise.

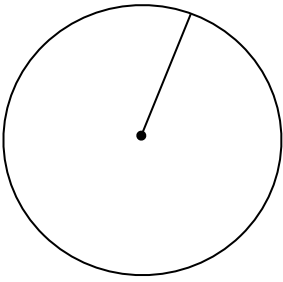
### Information

- The marks for **each** question are shown in brackets- *use this as a guide as to how much time to spend on each question.*

### Advice

- Read each question carefully before you start to answer it.
  - Keep an eye on the time.
  - Try to answer every question.
  - Check your answers if you have time at the end.
-

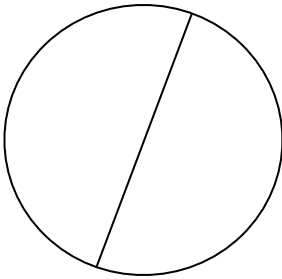
1. In the diagram, a line is drawn from the centre of the circle to the circumference. Write down the mathematical name for the line.



.....  
**Radius**  
.....  
(Total for Question 1 is 1 mark)

---


2. In the diagram, a line passes through the centre of the circle and joins two points on the circumference. Write down the mathematical name for the line.



.....  
**Diameter**  
.....  
(Total for Question 2 is 1 mark)

---


3. In the diagram, a straight line joins two points on the circumference but does not pass through the centre. Write down the mathematical name for the line.



.....  
**Chord**  
.....  
(Total for Question 3 is 1 mark)

---

4. In the diagram, part of the outside edge of the circle is highlighted.  
Write down the mathematical name for this part of the circle.

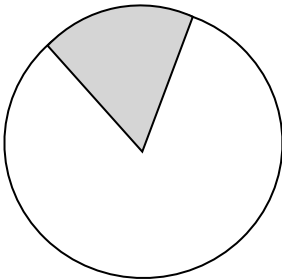


.....arc.....

(Total for Question 4 is 1 mark)

---

5. In the diagram, the shaded region is formed by two radii and an arc.  
Write down the mathematical name for the shaded region.

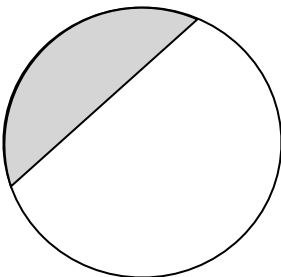


.....Sector.....

(Total for Question 5 is 1 mark)

---

6. In the diagram, the shaded region is formed by a chord and an arc.  
Write down the mathematical name for the shaded region.

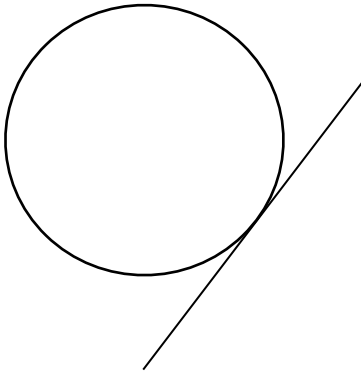


.....Segment.....

(Total for Question 6 is 1 mark)

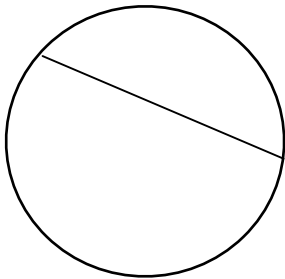
---

7. In the diagram, a straight line touches the circle at exactly one point.  
Write down the mathematical name for the line.



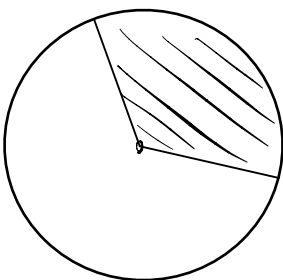
tangent  
(Total for Question 7 is 1 mark)

8. On the diagram, draw and label a chord.



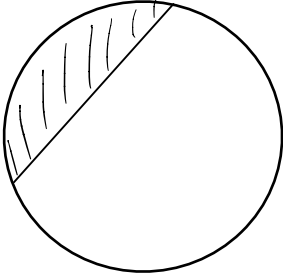
(Total for Question 8 is 1 mark)

9. On the diagram, shade and label a sector.



(Total for Question 9 is 1 mark)

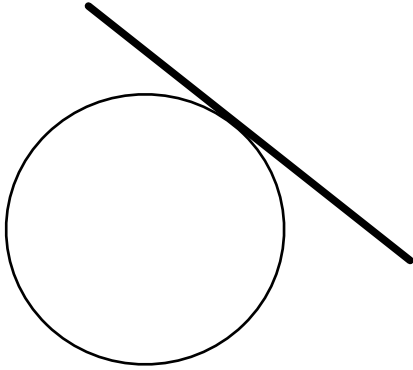
10. On the diagram, shade and label a segment.



(Total for Question 10 is 1 mark)

---

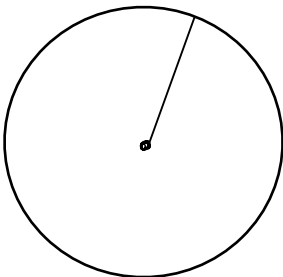
11. On the diagram, draw a tangent to the circle.



(Total for Question 11 is 1 mark)

---

12. On the diagram, draw and label a radius.



(Total for Question 12 is 1 mark)

---